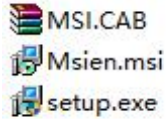


A3105 SoundCore 2 Firmware Update Instructions

Step 1: Download the update tool and product firmware.

For Windows:

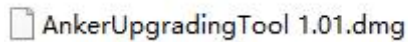
1) Download the update tool from the Anker website, unzip it, then double-click “setup.exe” and follow the default installation instructions.



2) Download the firmware (for A3105 SoundCore 2), unzip it, and save it to the desktop.

For macOS:

1) Download the update tool from the Anker website, unzip it, then double-click “AnkerUpgradingTool 1.01.dmg” and follow the default installation instructions.



2) Download the firmware (for A3105 SoundCore 2), unzip it, and save it to the desktop.

Step 2: Double-click the “Anker” or “AnkerProduct” icon on the desktop.

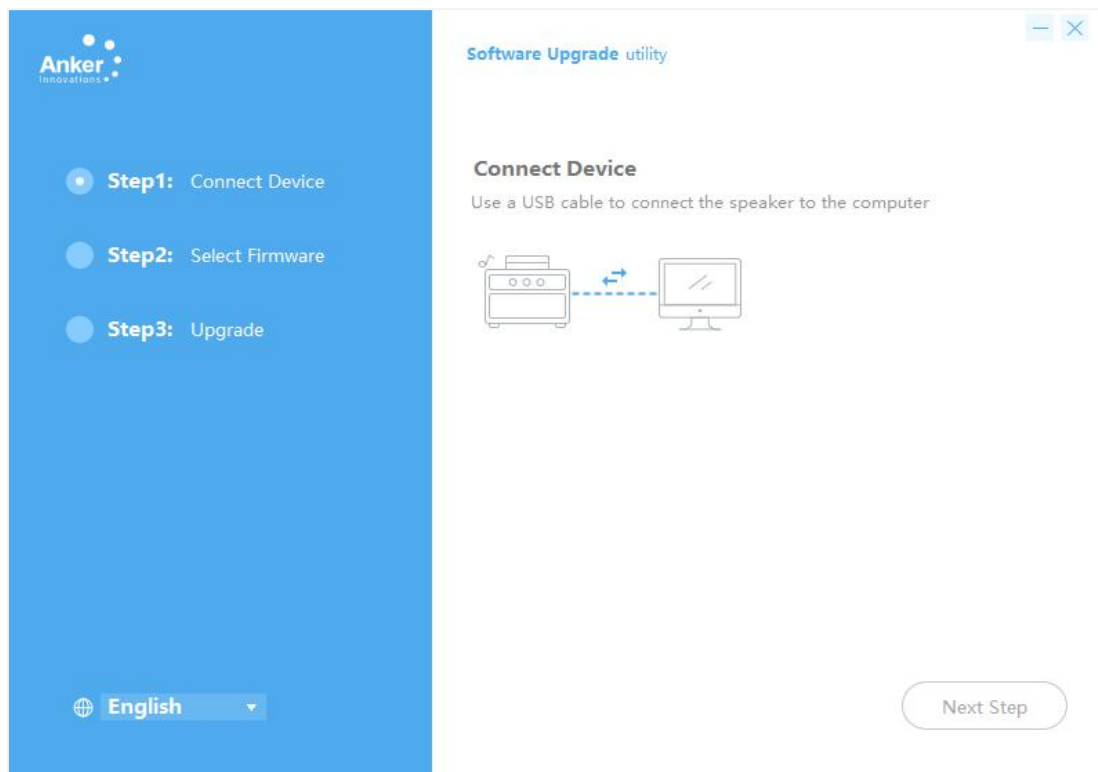
Note: If a Mac pop-up prompt says it cannot open the AnkerProduct program because it is from an unidentified developer, go to "Settings", open the "Security and Privacy" interface, and allow AnkerProduct to run.



Windows icon



Mac icon



Step 3:

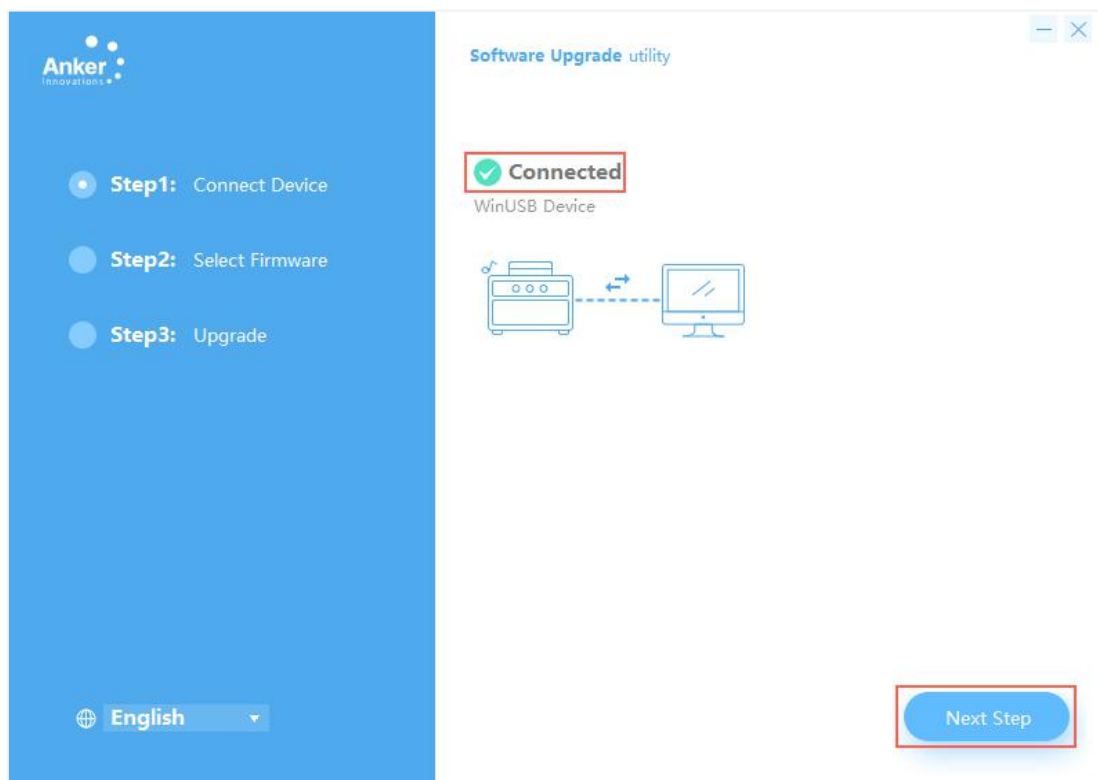
A) Plug the USB charging cable into your computer.

B) Turn off SoundCore 2 and press and hold down the “Bluetooth” button.

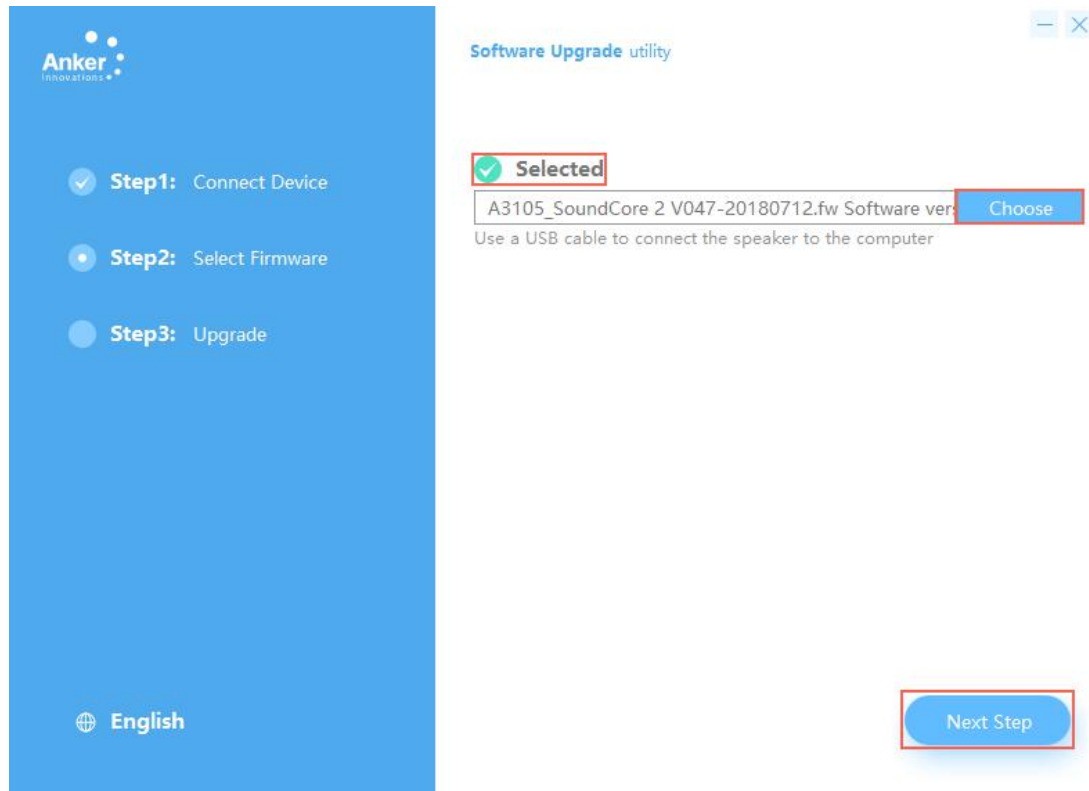
C1) Then connect the USB charging cable to your SoundCore 2.

C2) If your SoundCore 2 does not connect to the computer, please try the following method: Turn off SoundCore 2 and press and hold down the “Volume -” and “Play” buttons, then connect the USB charging cable to your SoundCore 2.

D) When the update tool interface says “Connected”, release the “Bluetooth” button or “Volume +” and “Volume -” buttons, and click “Next Step.”



Step 4: Click the “Choose” button and select “A3105 firmware,” then click “Next Step”.



Step 5: When the progress bar is full, the upgrade is successful.

Note:

- 1) Do not unplug the USB charging cable or press any buttons on the speaker while the upgrade is in process.
- 2) Hold down the power button for 10 seconds if the speaker seems stuck in the upgrade process.

Anker
Innovations

- ✓ **Step1:** Connect Device
- ✓ **Step2:** Select Firmware
- **Step3:** Upgrade

English

Software Upgrade utility

Upgrading...

(2M) DOWNLOAD LFI ...

Do not disconnect while upgrade is in progress.

Anker
Innovations

- ✓ **Step1:** Connect Device
- ✓ **Step2:** Select Firmware
- ✓ **Step3:** Upgrade

English

Software Upgrade utility

Update Successful

The firmware upgrade was successful.

Finish